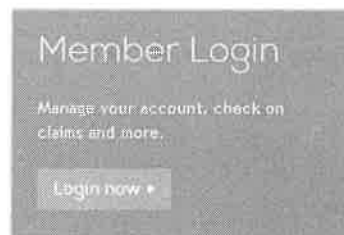


We've got you covered 24/7

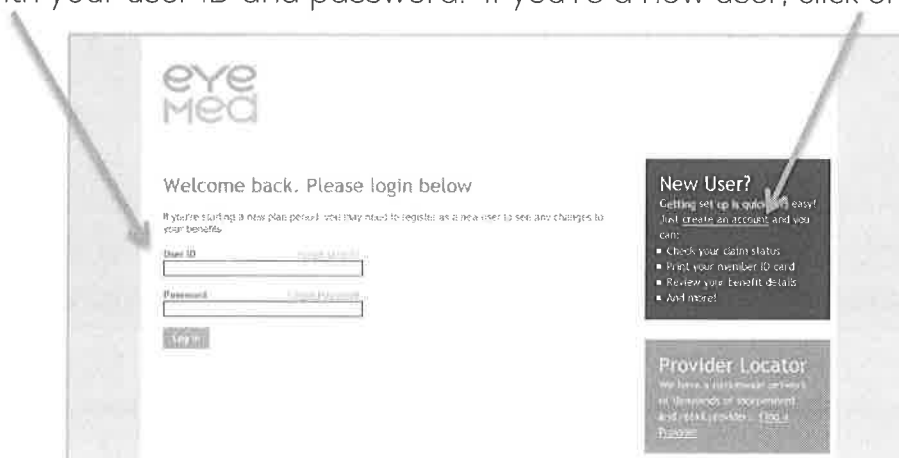
Need to print an ID card, check a claim status or view your benefit details? EyeMed Member Web is your resource for benefit information whenever you need it, day or night. Just follow these simple steps and you'll be on your way!

**Step 1:** Visit [eyemed.com](http://eyemed.com) and click on Member Login



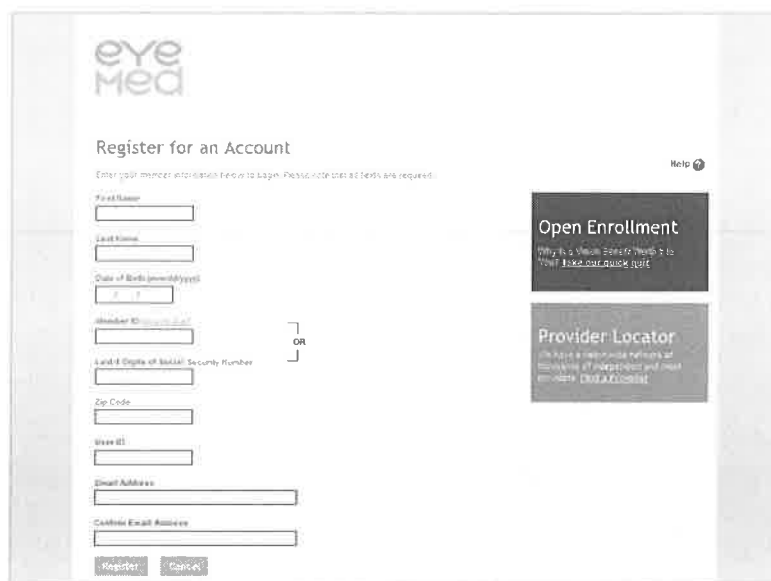
**Step 2:** If you're an existing user, Welcome back!

Just login with your user ID and password. If you're a new user, click on create an account.



**Step 3:** New users – Register for an account

by completing the form.  
You'll need your member ID  
OR  
the last 4 digits of your SSN



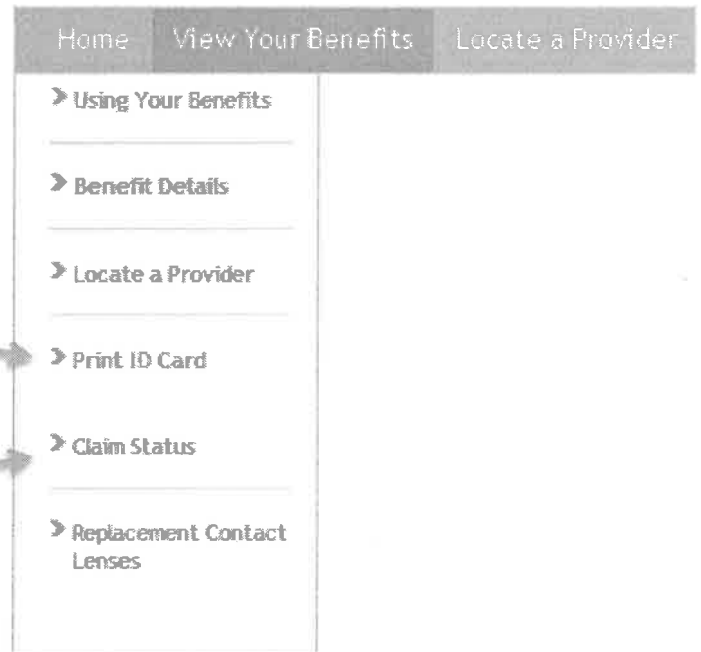
**Step 4:** Look for your registration confirmation email and click the link it contains to be taken back to member web.

**Step 5:** Click on View Your Benefits for a summary of your plan and for helpful tools.

**Step 6:** Click Print ID Card

Or

Click Claim status to view and print an Explanation of Benefits



And that's it! We hope you'll continue to visit EyeMed's Member Web and take advantage of all of the features it has to offer.

On the site it's easy to:

- Locate an in-network provider
- Set your account preferences
- View your Benefits
- Check the status of claims
- Find helpful information about vision wellness